

→ Please Press "**File - Save As**" for future viewing | (**Best View On 100%**)



Make This e-Book Yours And Make More \$\$\$  
100% Free Re-Branding Rights, Included!!  
**Details, Below!**



Presented By,  
*John R. Elley*  
<http://johnelley.com/>  
(Learn More About Me)

Owner:  
[FlyingEagle Internet Services](#) - The  
Ultimate Downline Builder  
[Free Viral Advertising](#) - Puts Your  
Advertising On Complete  
Automation

---

### Introduction

This Book Contains: Tips for effectively using Traffic Exchanges. Discover how they work, how to successfully build your downlines, along with Strategies For Generating Traffic Using Traffic Exchanges.

The ability to generate targeted yet low cost traffic is crucial for the success of every Internet business. In fact a lack of traffic is the number one complaint of webmasters. But all traffic is not equal. The key to success lies in being able to generate *targeted traffic*. That is, traffic that is interested in what you offer and is ready, willing and able to take action.

A good Traffic Exchange will provide you with this targeted traffic. And although Traffic Exchanges will most likely not be able to send you all of the traffic you need. If used properly along with other forms of promotion, they can help you grow your business at a phenomenal rate.

In this ebook we'll look at several tips for effectively using Traffic Exchanges. If you put these ideas to work for you, we're confident you'll see a significant return on the time spent.

---

### **What Exactly Are Traffic Exchanges?**

In simple terms, a Traffic Exchange is a service you can join to generate free traffic to your site. How it works is you view other members web pages in exchange for having your own web page viewed. Every time you view another member's web page for a period of time (for example 20 seconds) your balance of credits increases. Every time a member views your web page for the same period of time your credit balance decreases.

There are two main types of traffic exchanges – manual exchanges and auto exchanges. A manual exchange requires a real human being to view the web page and click on a link to proceed to the next web page. An auto exchange can be left running in your web browser and will automatically refresh to a new web page.

Although both of these methods will bring hits to your website, the use of a manual exchange is far more likely to bring a visitor who will actually read what is on your web page. The auto exchange user who leaves their computer on all night, surfing web pages while they sleep is unlikely to buy your product.

## ***The Benefits Of Traffic Exchanges***

There are many benefits to participating in Traffic Exchanges:

1. They're an inexpensive - often free - method of generating targeted traffic to your website.
2. You will start seeing an increase in traffic almost immediately. No waiting for weeks or months to see results, as is often the case with other forms of advertising.
3. They can be a great way to test ad copy for use with other, more expensive forms of advertising such as Pay Per Click campaigns.
4. You can build a "downline" by referring others, which allows you to more quickly earn credits. Over time your traffic can be almost entirely generated by the efforts of others.
5. You'll gain exposure to your competitor's products and services, which will give you some good ideas for promoting your site.

---

## ***How Traffic Exchanges Work***

Different Traffic Exchanges work in different ways. In general though they all offer a free or paid version. Depending on which option you choose you will be eligible to receive a certain number of credits when you surf other member's sites and when you refer people who join.

Almost all of them also allow you to build a downline of members you've referred. Often your downline can extend several levels deep so that as people you refer in turn refer others, you continue to gain more and more credits.

Some Traffic Exchanges also pay out cash incentives when the people in your downline upgrade their membership or purchase other forms of advertising that the Traffic Exchange offers such as banner ads. This gives you several ways to benefit from participating in the Traffic Exchange.

When deciding which Traffic Exchange program to join, there are several features to consider:

**Credit Ratio** – All Traffic Exchanges allow you to earn credits in exchange for viewing other member's web pages. Look for one that provides a good return on the number of credits you receive for each page you view.

**Time Limits** – When surfing for credits, most traffic exchanges require you to view a site for a minimum amount of time before you earn a credit. This is normally somewhere between 10 and 30 seconds. The longer you have to view a page means the slower you can surf, but it also means longer that potential customers view your pages.

**Anti Cheat Mechanisms** – To ensure that a real person is viewing your web site most Traffic Exchanges use anti cheating mechanisms. This usually means that instead of clicking a "Next Site" button you have to click on a specific graphic such as a number, letter, picture or colored icon from a selection of a few, to proceed to the next site. Repeated failure to do this correctly means account suspension or termination. Look for a Traffic Exchange with a system like this to ensure that your credits are not wasted on cheaters who never view your page.

**Referrals** – This is the fastest way to build up your credits. Most Traffic Exchanges provide you with referral pages and banners. You can use these materials to recruit your downline. When someone signs up from your promotional web page or banner they are placed in your downline.

**Paid/Pro Memberships** – Most Traffic Exchanges offer paid memberships as well as free memberships. Normally a paid membership earns you privileges such as an allocation of credits per month plus an increased number of credits for your own surfing and the surfing of your downline. Most exchanges also allow you to purchase extra credits.

**Bonuses** – Many Traffic Exchanges will give you bonus credits for signing up, for surfing a certain number of pages, or for winning competitions or sweepstakes. Look for ones that provide added bonuses and accumulate credits even faster!

## ***Developing Your Downline***

Discover how to generate enough credits so that you won't have to surf at all and you'll still be getting lots of targeted traffic.

To make Traffic Exchanges work in the beginning, it's important that you surf on a regular basis. A good strategy is to set aside a couple of hours each day. Although it may seem like a lot of work at first, you will soon see reap the rewards of increased traffic to your site.

Since keeping up a schedule of surfing every day can be time consuming, the best long-term strategy for benefiting from Traffic Exchanges is to build your own downline. This is a group of people that you recruit to join a Traffic Exchange under you.

As the members you've referred surf – and recruit others – you will receive credits. The larger your downline becomes, the more you'll be able to cut back on the amount of time you personally surf. Ideally you'll eventually have a large enough downline that you won't have to surf at all and you'll still be getting lots of targeted traffic.

Since they are so important to your overall strategy, it's critical that you create a relationship with each member of your downline. Start by sending all new recruits a personalized welcome email. Thank them for joining and encourage them to contact you if they have any questions. This is also a good time to share with them any tips that have helped you make the most of Traffic Exchanges.

Don't forget to encourage them to recruit new members. Since Traffic Exchanges typically offer you credits and/or cash for referrals that your downline make, it's in your best interest to have them recruit as many people as possible.

Here's how you can build your downlines and increase your credits so you can put your traffic generation on complete autopilot.

You can build your downlines and increase your credits in numerous traffic exchanges by re-branding this e-book with your affiliate links.

Eventually you will be generating enough credits from your downline members that you will be able to stop surfing all together. Instead you'll just have to log-in to your traffic exchanges and allocate your credits that you received from your downline members to your websites.

Brand "All The Links" Inside This e-Book, With Your Own Affiliate Links, Now for FREE! [Click Here To Get Your Customized Copy Today!](#)

### ***Build Your Downlines in Top & New Exchanges 100% FREE!***

- **NO** pressure to join any programs
- **NO** Joining Fee - it's 100% free!
- **NO** losing referrals- 100% flow through!
- **NO** risk of breaking exchanges Terms
- **NO** complications - fill in the blanks!
- **NO** waiting for activation or approvals
- **NO** "extra" emails - login for news!
- **YES** get FREE random referrals!
- **YES** NEW exchanges are included!
- **YES** keep Personal Surf Logs
- **YES** use Surfing Groups & stay active!
- **YES** use ad tracking, and referral stats!
- **YES** it's all 100% SPAM-FREE!
- **YES** we give fantastic member support!

Access the Members Area FREE Today!

[Click Here](#)

## 10 Tips For Using Traffic Exchanges

1. **Track Everything** - As with all online marketing efforts, it's critical that you track all traffic generated by Traffic Exchanges.

Tracking can be done using a tracking service which you pay for monthly, or using tracking software which you purchase and install on your server. Whichever option you choose, be sure to look for a solution that will give you as much information as possible. Many will tell you how many clicks you get, how many are unique visitors versus return visitors and where they were referred from. Some even give you conversion information by telling you which visits resulted in sales.

2. **Know Your Audience** - It is important to remember that everyone using Traffic Exchanges is first and foremost interested in having their own pages seen. Just like you, they all want to drive traffic to their sites. This means that you have to develop creative, eye-catching pages to entice them to take action. Simply using the same affiliate materials everyone else is will not be effective.

3. **Make Sure Your Page Loads Quickly** - Your website design and the time it takes for the website to load are very critical when using Traffic Exchanges. Your page will never be seen if your site takes 15 seconds to load and the exchange rotates the websites every 15 seconds. You want to have at least a 10-second viewing window to give the surfing exchange member time to respond to your offer.

4. **Use Simple Splash Pages** - Rather than sending surfers to your home page, which provides too much information, use a splash page. This is a page that does not require any scrolling. It's purpose is to be short, sweet and to the point. Typically it consists of a killer headline, a clear list of benefits and a simple call to action. You want your visitor to be able to make a quick decision whether to ask for more information or pass on your offering.

5. **Include a Persuasive Call to Action** - Make sure the page has a clear "call to action". That is, that it clearly tells the customer what they should do next. Whether that's join your newsletter, request your free ebook or take some other action, it should be obvious to the surfer what they are to do.

6. **Capture Their Contact Information** - Offer surfers something in exchange for their email address. This gives you permission to contact them later and introduce them to your products and services.

7. **Learn From Others** - As you're surfing, be sure to take note of the pages that catch your attention. Chances are that if they are enticing to you, they are enticing to others. What is it about the page that appeals to you? What made you want to take action? This is very valuable information that you can use to improve your own pages.

8. **Make Your Offer Stand Out** - If you have your own niche website, then you already differentiated yourself from the pack. If you are an affiliate marketer, then you need to find products/services that everyone else isn't already promoting, especially within your particular Traffic Exchange. Your individual promotion is everything. If you're trying to promote something everyone else is your sales conversions are going to be very low, or nothing at all.

9. **Only Choose Traffic Exchanges that Offer Manual Surfing** - Most people do not even watch the window when an autosurf is running. If it is a manual surf exchange they have to physically watch the pages in order to go to the next site. This gives you the best opportunity for them to actually see your site and be drawn in by your offer.

10. **Test. Test. Test** - If you've put in place a good tracking system you'll be able to run tests to find out what effect they have on your results. Try different headlines, graphics and offers to see which ones get the best response.

The most effective way to test is using Split Run Testing. This involves creating two pages that are similar but have one thing different (for example different headlines). You show the two pages equally to your visitors and see which one converts best. There are several scripts available to help you do Split Run Testing very easily.

---

## **Strategies For Generating Traffic Using Traffic Exchanges**

The most effective way for you to grow your business using Traffic Exchanges will depend on what products and services you're offering. Some webmasters find that they get great results by offering an inexpensive introductory product – while others use Traffic Exchanges simply to build their mailing list.

Whichever option you choose be sure that your continuously testing and tracking. That's the only true way to know whether you've chosen the right strategy for your business.

### **Direct Sales Letters**

If you'll be trying to make a sale to Traffic Exchange surfers it's important to remember that you have a very limited amount of time to catch their attention. So, this isn't the time to offer your \$197 e-course.

Instead choose a product that is inexpensive and so valuable that they can't pass it up. For example you may want to offer a special report for \$9.99 as your initial offering. You can then upsell those customers later on your more expensive products.

Be sure to keep your direct sales letter simple and to the point. Remember, every Traffic Exchange user is busy surfing to gain credits for them self. They do not have the time or the desire to read your long sales letter. To get their attention you need to create a page with an attention-grabbing headline and clearly stated benefits. Make sure it's an offer they can't refuse!

### **This is "NOT the way" to Advertise on a Traffic Exchange**

Traffic exchange programs are mostly used by small business owners or online marketers who either want free advertising or use the exchange programs for low-budget advertisement campaigns. Advertising on traffic exchanges is similar to advertising on TV. You only have a few seconds to get your message across.

NEVER try to sell anything on a traffic exchange. If you are advertising a standard affiliate page, your home page, or your sales page, you will fail. Remember, you are advertising to other surfers, who have probably seen that same affiliate page a hundred times before.

### **This is "How you should" Advertise on a Traffic Exchange**

The key to successfully advertise on a Traffic Exchange is to provide key information about your product, and to capture leads. The best way to do this is to advertise a page specifically designed to catch the user's attention. The best way is to use an opt-in page, squeeze page or splash page.

This is extremely important because, advertising on Traffic Exchanges is just like a television commercial, you only have about 10-30 seconds to capture your viewers attention before they move on to the next site.

### **Splash Pages**

For many people the better approach is to use Traffic Exchanges as a source of leads. Instead of trying to sell them something, focus on capturing their contact information so you can contact them again later and introduce them to your products and services.

A Splash page is a web page that, when the visitor "lands" on it, he is asked to opt-in to some type of list in order to proceed further. On some Splash pages, your only options are to opt-in or leave. On others, you are given a method to continue exploring the site without opting in.

The rationale behind using a Splash page is that most Internet marketers realize that the majority of visitors will not buy from a site on the first visit. This is especially true with Traffic Exchange surfers. So, these marketers make list building their top priority. If they can just collect the email address, along with permission to follow-up, then they'll get other opportunities to make the sale later.

A Splash page, generally, has some enticing bullet points on it, and does a thorough job of describing what you'll be able to access after you enter your data. The key is to make your offer so enticing on the Splash page that surfers are salivating to get it.

## **FREE Instant Splash Maker**

[Click Here](#)

[To Create professional-looking splash AND squeeze pages in just minutes...](#)

You can re-brand this e-book with your affiliate links.

Brand "All The Links" Inside This e-Book, With Your Own Affiliate Links,  
Now for FREE! [Click Here To Get Your Customized Copy Today!](#)

## ***Only 2 Steps Are Needed for Traffic Exchange Success***

Traffic exchanges have garnered a less than ideal reputation over the last decade, which is really quite unjustified.

Some of this was because of the vast number of systems that were not reputable or were designed as get-rich-quick schemes. The rest was because most people simply don't understand how to make traffic exchanges work in their favor.

Yet there are many excellent traffic exchanges out there and every Internet marketer should at least consider adding this quick and easy online promotion method to their marketing arsenal.

In reality, there are only 2 steps that are needed to create a successful traffic exchange experience.

### **1. Don't Sell - Do Build**

One of the biggest reasons that people fail to gain anything from a traffic exchange is because they are trying to sell a product to someone in 20 seconds.

Forget about trying to sell your products. Get rid of your affiliate links, get rid of the long sales page, and get rid of the videos. With most exchanges you have between 6 and 20 seconds to get the surfer to take action.

This means that they are not going to make a purchase, they don't have time to read a long sales page, and don't have time to listen to a 30 second video.

However, they do have time to join your mailing list. Once they are on your list, you have all the time you need to make a sale or refer them to another website. Splash pages have proven to be much more effective than traditional landing pages because they load extremely quickly and they get to the point immediately.

To create an effective splash page, it is important to be as minimalistic as possible to ensure a fast load time. With only 20 seconds allotted to your page, you can't use a page that takes 5 or 10 seconds to load. Your page should have an eye-catching heading, 4-7 bullet points of why to join your list, and your opt-in form. It is best to give away something (ebooks are most common) to further entice a surfer to sign up for your list.

### **2. Upgrade and Create a Downline**

If you are going to put in the effort to successfully utilize traffic exchanges, then upgrading your traffic exchange accounts make sense. These upgrades are normally fairly inexpensive and give you more credits to work with.

Most traffic exchanges allow you to create a downline of referrals. From this, you will receive credits based on how much each member of your downline uses the exchange. Since your list is built from people who are already using traffic exchanges, it makes sense to try and cross-promote additional exchanges for them to use.

Once you have built a large enough downline, you will no longer need to do any surfing yourself because your downline generates enough credits for you to use. Once you have promoted additional traffic exchanges to your list, you can then move on to your actual products.

Traffic exchanges are not ineffective if used properly, in fact they can be an excellent way to build a list.

By using exchanges as a list building tool instead of a sales tool, you will quickly find out how effective they can really be.

Effectively using traffic exchanges isn't a complicated process. All you need to do is create a splash page to build a list and then cross-promote other exchanges to your list in order to build your traffic exchange downlines.

David Hurley is the online marketing director of Website-Traffic-Hog.com, an innovative [manual traffic exchange](#). Not only do they deliver great quality traffic but you will earn PPC Advertising and Safelist Mailings just by surfing! Go to [Website-Traffic-Hog.com](#) for full details and FREE membership.

Source: <http://www.submityourarticle.com>

Permalink: <http://www.submityourarticle.com/a.php?a=92954>

You can re-brand this e-book with your affiliate links.

**Brand "All The Links" Inside This e-Book, With Your Own Affiliate Links,  
Now for FREE! [Click Here To Get Your Customized Copy Today!](#)**

## ***The Fastest and Easiest Way to Get Traffic!***

The "if you build it, they will come" theme might have worked for Kevin Costner's "Field of Dreams" 1989 movie, where the star of the show builds a ballfield in the middle of nowhere, and people come to watch a ball game... but try that with a website. If you toss up a web page, how many people will look at it if you don't tell anyone it's there, not even search engines?

Probably not many. Not many will come unless you complete any number of search engine or internet marketing tactics, online or off. For example, a popular way to get traffic fast is to set up a Wordpress blog, add some content to it and then tag and ping or mark the posts with a social bookmarking service like SocialMarker.com or OnlyWire.com, and wait for search engines and people to pick up on your post and come click your link.

That's not bad. In fact it's pretty fast if you know how to set up a blog, are able to post good content to it and then are able to follow up and announce your post. However, this still takes some time.

There's a better way. A faster way. And I'll share it with you now!

### **Fast Traffic with Manual Traffic Exchanges**

Many people who market on the web are unaware of traffic exchanges, programs designed to bring traffic to websites. And many other people, still, are unaware that there are two types of traffic exchanges, auto and manual ones.

An auto traffic exchange program automatically views web pages while refreshing the information on the page, while with a manual traffic exchange, a real person has to manually refresh the browser or click a specific link to get to another web page.

Since the bottom line is that you want traffic; i.e. "people" to actually take action on your site, by signing up at your squeeze page or simply buying right then and there, the manual traffic exchange is the preferred method. Auto traffic exchanges leave out the "people" factor.

Here's my insider secret for you today: a quick manual traffic exchanges program that gets You Up & Running in 5 Minutes or less.

-----  
In a Hurry? [Click Here To Visit Traffic Witch!](#)  
-----

You can benefit from participating in this new manual traffic exchange via several different avenues.

- 1) You simply register for free, insert your URL and begin getting traffic – all in under 5 minutes.
- 2) You can increase your traffic by converting earned credits you received from viewing other people's sites for a minimum of 10 seconds, plus additional bonus credits you can be awarded via special program promotions, into your own banners impressions and text links impressions for additional views and clicks.
- 3) You discover all kinds of awesome info, sites and offers out there among fellow traffic exchange program member sites, often much earlier than the average internet user hears about them!
- 4) You can get even more traffic by helping others register for free so they can start getting more traffic, too, increasing your own program credits for your account when they sign up.
- 5) Once you begin assigning credits to your URLs, that adds up to even more traffic and leads, ultimately more sales and income.

Your Participation Adds Up to Success! When you register for free with Traffic Witch and become an active member and build a downline of referrals, the return on your investment (ROI) can be astounding. Do both – become an active member and promote for referrals, and get out of this world results, double-duty and more with your traffic exchange program.

It's a no-brainer. So get started today and you'll find that with manual traffic exchanges, "when you build it, they will come!"

[Click Here To Visit Traffic Witch!](#)

---

## ***Is Website Traffic This Easy?***

There is so much information online about how you can get traffic to your website that it all becomes very confusing.

I like to call it dis-information really.

That being said, you really can get website traffic easily, beginning today too. And why would you wait?

[Click Here To Visit Max Traffic Pro!](#)

Because Max Traffic Pro has been designed to get you the kind of traffic you want - fast - there are a couple of things you need to know first.

- 1) Not all traffic is good traffic.
- 2) Not all traffic exchanges work the same.

You want to be prepared for your traffic, and now you have a good heads up how to prepare.

Using Max Traffic Pro enables you to send site visitors to any page on your website that you choose.

In fact, you could create a special page just for the Max Traffic Pro traffic.

Doing things this way allows you to provide exactly the information you want your visitors to see. And then easily test your message to maximize your effort.

And testing your traffic in this manner will help you to separate the 'tire kickers' visiting your site from those who are really interested in your offer.

This greatly eliminates the trouble with the "not all traffic is good traffic" rule of thumb listed above.

What about that second rule of thumb?

Max Traffic Pro has you covered because of the way traffic is sent to your site. You can choose the frequency of visitors!

It's a trade off. For every site you visit inside the network, others visit your site at the ratio which you choose.

Plus, Max Traffic Pro has spent the last two years tracking and analyzing what works. You are not left guessing at what is really going to be the best for your traffic generating.

Okay, now you have a good idea about the basics of using Max Traffic Pro. Get signed up Today.

[Click Here To Visit Max Traffic Pro!](#)

---

\*\*\*\*\*  
**Program Review of ProClickExchange.com**  
\*\*\*\*\*

Type of Program: Free Advertising Network  
Owner: Ray White  
Experience: Over 6 Years Marketing Online  
Timer: 10 Seconds, decreases as you surf  
Price: Free with two upgrade levels for more traffic  
Commissions: 10 - 50% (on upgrades) 10 - 30% on credit sales  
Ease of Use: Very Good, Best yet  
Design: One of the Best I have EVER seen  
\*\*\*\*\*

=> [Click Here To Visit ProClickExchange!](#)

After joining this program I was very impressed with how easy it was to navigate through the members area and the surfing was a breeze.

Then when I reviewed the Commission plan and the fact I can give away memberships and make huge income on the One Time Offers I practically squealed.

This was a bit more than I expected and boy have I been pleased with this program. The support is great, the follow up is wonderful and the traffic is way above average.

Of course this was to be expected when joining one of the programs that Ray White runs. I really haven't worried about anything, except how I am going to refer more members.

The bottom line is... this program rocks and I would suggest that anyone who's looking for quality effective traffic should join up today.

There's a whole lot to gain from being a member and hey, don't forget to take the offer... (you'll know what I mean when you join) yes, the offer that you've got to see... it's awesome!

Performance: \*\*\*\*\*  
User Friendly: \*\*\*\*\*  
Cost: \*\*\*\*\*  
Support: \*\*\*\*\*  
Results: \*\*\*\*\*  
Features: \*\*\*\*\*  
Reviewed by John Elley

[Click Here To Visit ProClickExchange!](#)

---

\* \* \* \* \*

**How Many Visitors You Bring To Your Website Is Important...  
But The QUALITY Of Your Visitors Is Even MORE Important!**

\* \* \* \* \*

ClickMasterPro.com - "click thru marketing at it's best"

If you're serious about advertising your business online... If you've tried all those click thru programs that promise quality traffic but don't deliver... Then it's time to join thousands of paying customers who are as serious as you, by grabbing a free ClickMaster Pro membership today!

You see, ClickMaster Pro isn't your ordinary click thru program. For one thing, it's backed by experienced Internet marketers.

They've not only "been there, done that" but have gained the level of expertise necessary to succeed in click thru marketing over the last 10 years.

More importantly, ClickMaster Pro gives you the opportunity to advertise directly to other paying customers. Thousands of them have joined!

These are individuals who have paid for a CMP membership. You see, for the first 8 years ClickMaster Pro was a paid to join click thru program, but not anymore... and today is your lucky day to start advertising to thousands of pre-qualified buyers.

ClickMaster Pro is like a magnet that attracts the very best clickmasters. The cream of the crop... those highly motivated individuals who are not only interested in promoting their own business but are serious about seeing what other members have to offer as well.

You risk nothing...

=> [Click Here To Visit ClickMaster Pro!](#)

Packed with features and amazing tools, ClickMaster Pro is a fantastic advertising network built just for you.

Just look at these 4 powerful advertising methods that make up the Formula to your Advertising Success.

1. Page Views (you need visitors before you receive sales)
2. Text links (this tool can convert browsers into buyers quickly)
3. Banners (we've all seen them before and they still work today)
4. Email Marketing (once you refer members you can email them)

And this is just the tip of the iceberg...

[Click Here To Visit ClickMaster Pro!](#)

---

## The "1,200 to 2,400 Hits A Day" Marketing System

### Sky Rocket Your Surfing Efforts By Setting Up Your Own Marketing System

This system will show you step-by-step how to generate **1,200 to 2,400 hits a day** to whatever website you are promoting, using Traffic Exchanges.

Many people do not know the value of traffic exchanges.. or they underestimate them just because they are a free traffic source. I will now teach you about this free marketing strategy used by many to generate many leads each day, and signups daily, into their programs!

A traffic exchange is basically a site that exchanges traffic... for viewing other peoples sites enables you to earn credits so others view your site! You will not get traffic to your site unless you earn credits by surfing OR you buy credits from the traffic exchange.

#### How To Effectively Use A Traffic Exchange.

##### Follow the instructions below:

1.) Download Mozilla Firefox at <http://www.firefox.com> - This is definitely the easiest, best multi window browser. No matter what your computer or connection speed is firefox will multiply your credits per hour. IT'S FREE. This browser has tabs at the top which you can click to easily move from window to window. It also has the ability to save urls in a group, which is important for ease of use.

2) Go to the top of your firefox browser under bookmarks and then "**manage bookmarks**". Create a folder named Traffic Exchanges.

You can then make sub-folders and label them for each day of the week. Monday, Tuesday, Wednesday, Thursday, Friday, Saturday and Sunday.

You can then bookmark 10 to 20 Traffic Exchanges to each daily folder, and then each day of the week you can surf a different Traffic Exchange.

[Click Here](#) for a sample schedule of top Traffic Exchanges and the Best Days to Surf Them.

By setting up a schedule like this you will be able to spread out your credits over the course of a week to numerous exchanges, which will allow you to reach a large group of webmasters and potential clients for your business and products. This will add up to a lot of credits each month at a lot of exchanges, without having to go crazy surfing all the exchanges each day.

3.) Bookmark all the SURF URLs or websites for the exchanges into the folder by going to each url and clicking Bookmarks > Bookmark this page. Now when you click to open that group/folder, it will open all the pages for you, so you don't have to redo it every time. (Just go to the folder and choose "open in tabs")

4.) Log-in to the traffic exchanges and add your websites (URL), into their system. **Go the the WEBSITE Tab to add your sites.**

5.) After you added your site to the traffic exchanges, open all pages and start surfing. Simply go through all the tabs clicking for the manual exchanges, and once you get back to the beginning you should be able to start all over again without waiting. This way you aren't waiting 30 seconds or more in order to click "next". You are using several exchanges and generating lots of credits at the same time!

6.) After you finish surfing, login to each account and make sure to **assign available credits to your site**. You can do this using the **ASSIGN CREDITS** Tab.

##### For Example:

On a traffic exchange with a 1 to 1 surf ratio, that has a 30 second timer, you can surf 2 sites per minute. That will give you 2 credits per minute. If you were to surf for 1 hour (60 minutes), that would give you a total of 120 credits for 120 sites surfed.  
(60 minutes x 2 sites/credits per minute = 120).

If you surfed 10 traffic exchanges at the same time using the tabbed system mentioned above, you would be able to surf 1,200 sites and generate 1,200 credits for that 1 hour of surfing.

If you surfed for 2 hours you would generate 2,400 sites/credits.

That's 1,200 to 2,400 people throughout the exchanges that would see your sites.

Most traffic exchanges offer different surf ratios and shorter timers. This will enable you to surf more sites and to generate more credits for surfing that same hour.

So you can see, that you should be able to do a minimum of 1,200 sites/credits for each hour you surf.

If you seriously surf 1 to 2 hours a day for 6 days each week (taking 1 day off), you should be able to generate **7,200 to 14,400** credits per week. That's **7,200 to 14,400** visitors per week to your sites.

You can set your own target according to your connection speed and time limits. Even without any referrals, working 10 traffic exchanges at once using this method allows you to generate a large amount of traffic.

## **HOT TIP:** **How To Surf Up To 1,000 Sites In An Hour!**

You can **AUTOMATE** the tabbed surfing system above and easily surf 1000 sites in an hour (group of ten sites)

Go To:

<https://addons.mozilla.org/en-US/firefox/addon/1122>

This is an "add-on" for the Firefox Browser ONLY...once you download it from the link above, open your "group" of TE's that you surf...

**NOTE:**

Open each exchange in the same window, but in a new tab. So you will have 10 tabs in 1 window.

Open and Log-in to all 10, launch the surfing function of all 10...then...

Click on "Tools"....upper left corner of Firefox

Click on "Tab Mix Plus Options"

Click on "Events"

Click on "Tab Features"

Click in the "tic" box that says "Pressing F8 rotates tabs every \_ seconds" and set the adjustable timer to 3 (seconds)...then click on "OK"...

**Then press the F8 key**.....your browser now rotates Tabs every 3 seconds!  
Press F8 again to stop it from rotating.

So now you don't have to click on the next tab or hit (CTRL + TAB) to advance to the next Tab, (TE)...it does it automatically!

---

## Top 25 Traffic Exchanges

These Traffic Exchanges produce the best results for your surfing experience. They are all free to join, so if you are not a member now, make sure you join today and put your surfing into over-drive.

You can **brand all of these Traffic Exchanges with your affiliate links** by re-branding this e-book.

Brand "All The Links" Inside This e-Book, With Your Own Affiliate Links, Now for FREE! [Click Here To Get Your Customized Copy Today!](#)

<a href="#">EasyHits4U</a>	<a href="#">MaxTraffic Pro</a>
<a href="#">StartExchange</a>	<a href="#">ClickMasterPro</a>
<a href="#">Hit2Hit</a>	<a href="#">Tezak Traffic Power</a>
<a href="#">ILoveHits</a>	<a href="#">Traffic Swarm</a>
<a href="#">HitsBoosterPro</a>	<a href="#">Traffic-Splash</a>
<a href="#">WebBizInsider</a>	<a href="#">Website-Traffic-Hog</a>
<a href="#">Traffic Witch</a>	<a href="#">TrafficG</a>
<a href="#">High Hits</a>	<a href="#">Lords Of Traffic</a>
<a href="#">Dragon Surf</a>	<a href="#">Pro Click Exchange</a>
<a href="#">TopTierTraffic</a>	<a href="#">ProTrafficShop</a>
<a href="#">Traffic Taxis</a>	<a href="#">Traffic Punk</a>
<a href="#">HitSafari</a>	<a href="#">4x4 Hits</a>
<a href="#">WebMasterQuest</a>	



**Join now the busiest traffic exchange!**

Real **1:1 Traffic Exchange** Ratio. No limits to surf and earn!



**Maximize Your Web Site Traffic**

"Take it to the Max!" [www.MaxTrafficPro.com](http://www.MaxTrafficPro.com)

[Take Your Traffic To The Max!](#)

At MaxTrafficPro You Get the Max Traffic and Max Results!



**The Social Traffic Exchange**

StartXchange **New Surfbar - Better Chat - Improved Forum**

[The Social Traffic Exchange](#)



where professionals & quality traffic meet!

[Hit2Hit where quality advertising is free!](#)



Over **100,000** Members **Click Here!**

Free Web Traffic Dynamic Surf Ratios Superior Customer Service


[Give Your Web Site The I Love Hits Advantage!](#)



**Supercharge Your Success**

FREE to Join!


[Fastest Growing FREE Traffic Builder!](#)



**Traffic Witch.com**

Conjure Up **FREE** Quality Traffic To Your Web Site

[The Fastest and Easiest Way to Get Traffic!](#)



**High Hits** "loyalty rewarded" **Click Here**

**PRIZES AND BONUSES EVERY DAY**

[See your hits soar to new heights!](#)



[Over 62,347 Members Want To See Your Website!](#)



[We deliver high quality website traffic for FREE!](#)



[Discover why everyone is talking about HitSafari!](#)



[Webmasterquest the leading free Traffic Exchange serving millions of pages!](#)



[Join ClickMaster Pro!](#)




[Cash Prizes Every Day! Come and GRAB YOUR Share!](#)



[TrafficSwarm the top traffic exchange online!](#)



[Flood your site with quality free traffic!](#)



[Expect excellence from this Traffic Exchange!](#)



[Get \\*free\\* traffic to your Website Guaranteed!](#)



[The Ultimate Traffic Exchange has Arrived!](#)



[Ray White's - ProClickExchange is awesome!](#)



[Join ProTrafficShop today and Generate Quality Traffic!](#)



[The Web's Most User-Friendly Traffic Exchange!](#)



[4x4Hits... the Success Formula!](#)

---

### **HOT TIP**

**This will help you to Increase Your Results using Traffic Exchanges.**

Cut down the number of traffic exchanges you surf, and concentrate your efforts to just 10 exchanges. By making sure your pages are viewed 24/7 in just 10 exchanges your sign up rate will increase.

If you dilute your page views by surfing **too many** exchanges, there will be big gaps in the days when your pages are not being shown.

Dilution of effort is the **biggest cause of failure** in TE's, change your surfing strategy today, and see the difference it will make in your results.

---

### **Secret Tactics For Traffic Exchanges Surfers**

What is the biggest problem most traffic exchange surfers face today?

**Here it is:**

**\*\*\* Getting little or no results despite clicking for hours and hours \*\*\***


Picture this - if you knew how to use traffic exchanges to obtain the results you want, would you make more money?

Yes, of course you would! So...

...here's a powerful resource center you can use right now to help you finally get the results you need.

We call it the "[Ultimate Surfing Success Center](#)," featuring the **Surfing Calculator**.

Get Your "[Surfing Calculator](#)" Now!



[Click Here](#)

To Get Your Free Membership To The  
"[Ultimate Surfing Success Center](#)"  
Which Features The "[Surfing Calculator](#)"

## ***How to CAPTURE the Raw Power of Click Thru Marketing And Receive Thousands Of Visitors To Your Website Daily ...***

Every webmaster knows that website traffic is a key factor in your overall success marketing online. The more people that arrive at your website, the more chance you have of selling something, recruiting a referral, or generating a valid and useful "lead" ...

Now imagine a completely free traffic generating system that is focused on helping you...build long-term residual traffic networks...develop your mailing list...and generate residual income...ALL at the same time!

Your job is to promote a single URL, that will really "sell" for you, and build your personal downlines deep and wide ...

End result? Streams of thousands and thousands of website visitors, crashing into your site daily and a business to be proud of!

**FreeClickThruClub (FCTC)** is a new traffic building club, designed to help you build non-stop residual traffic, by harnessing the power of a very effective online marketing system.

### **Why Join FreeClickThruClub.com?**

Because simply watching your hit counter soar isn't enough...



[Click Here](#)

### **Look at some of the fantastic benefits of a \*FREE\* membership!**

- \*Save TIME and MONEY\*, by promoting a single website location, which hosts ALL of YOUR best traffic building referral codes. Focus your marketing energy into a single location, designed to generate even more website traffic ...
- Build multiple downlines across the highest quality clickthru programs online, insuring that YOUR website traffic is arriving from unique and varied locations!
- Enjoy promoting, because our marketing methods will make it EASIER for YOU to build downlines. When you send members to your traffic portal, you can be assured that our website will "sell hard" for you. Our conversion ratios are amongst the highest in the industry.
- Stay ahead of your competition! Learn about the very latest website traffic driving tools, \*BEFORE\* everyone else does! Benefit from our resources, and enjoy a true "first mover advantage!"

So is FCTC worth a look? Sure, if you are interested in \*doubling\* and \*tripling\* your website traffic!



[Click Here](#)

---

## **Conclusion**

One of the absolute best ways to get free - or very cheap - targeted traffic today is by participating in Traffic Exchanges. Having a large community of users, clicking through websites to earn credits is a powerful way to get your offer seen.

Remember, if you put some time and energy into working Traffic Exchanges you'll soon be seeing a steady stream of traffic to your own site. As with all things that are worthwhile it may take a while to create your downline and determine the best offer to make surfers. But in the end it will be well worth it!



[Click Here](#)



[Click Here](#)

## **Free Report:**

# Discover How You Can Make Huge Profits By Giving Away e-Books For Free

It sounds contrary to traditional marketing strategy, but believe it or not, you can **make huge profits** by giving away e-Books for free.

That's right, you CAN make money by giving away free products.

**Here's how it works.** Create a quality product about a popular, in demand Internet marketing subject. The more in demand the product, the more money that your free giveaway can bring.

Offer a "Rebrandable" e-Book because it enables the customer to "rebrand" the eBook with their name and web address, and replace your Affiliate ID's with their Affiliate ID's. This will build your downlines and income in your other affiliate websites.

By making the e-Book rebrandable, the customer is given a significant reason to widely distribute the e-Book.

If you would like to have YOUR OWN e-Book, branded with YOUR Name, YOUR Website and YOUR Affiliate links, you can.

Details on how you can Get Your Own Customized Copy Of This e-Book for Free are below!

### **Here's 19 Reasons To Write An E-book And Then Give It Away For FREE!**

1. People love to get free stuff. A free e-Book is perfect. They will visit your web site to get the free valuable information.
2. Advertise your products or services in the e-book.
3. You will become known as an expert on the subject of the e-book.
4. Give away the e-book to people that join your affiliate program or take your Free Tour.
5. Allow other people give away the e-book to increase visitors to your web site.
6. Gain new leads by having people sign up and give their contact information before they can download your e-book.
7. The word "FREE" is the most appealing word on the internet.
8. Conduct market research asking people to fill out a survey before getting the e-book.
9. Make money selling advertising space in the e-book.
10. Give away the e-book as a special gift to your current customers letting them know you appreciate their business.
11. Gain free advertising by submitting the e-book on freebie sites.
12. Make money selling the reprint rights to people who would like to sell the e-book.
13. You'll gain valuable referrals from people telling others about your e-book.
14. Make money cross promoting the e-book as a free bonus with other people's products or services.
15. Gain free publicity sending press releases announcing your "Free E-book Giveaway".
16. Increase subscribers to your e-zine by giving away the e-book as an incentive to subscribe.
17. Offer the e-book as a free bonus for purchasing one of your products or services.
18. When you write and give away a free eBook you will become known as an expert. This will gain people's trust and they will buy your main product or service quicker.
19. The biggest reason you should write an e-book and then give it away for free: you'll feel good helping people improve their lives.

Here's How You Can [Build Your Downlines](#) And  
Create [Multiple Streams](#) Of Online **\$\$\$** Income **\$\$\$**  
With This Free e-Book.

Make This e-Book Yours!

**100% FREE**  
**Re-Branding Rights!**

Brand This Free e-Book With **Your Name**, A Link To **Your Website**,  
And **Your Affiliate ID's** And Put Your Traffic Generation, (Surfing),  
On **Complete Autopilot** And "**Explode**" Your Websites Traffic & Online Income,  
By **Giving Away** This Free e-Book.

#### **What Are The Benefits Of Branding And Giving Away This Free e-Book?**

By branding this free e-book with your Affiliate ID's and then giving it away as a Free Gift, you will be able to:

1) Build your downlines in numerous traffic exchanges, so that you can increase your traffic exchange credits. This will eventually enable you to be able to generate enough credits from your downline members that you will be able to **STOP SURFING** all together. Instead you'll just have to log-in to your traffic exchanges and allocate your credits that you received from your downline members to your websites.

When your downline members surf you will earn a percentage of credits from their surfing activity. You can also earn additional cash commissions or credits when your downline members purchase credits or advertising in those traffic exchanges.

2) Build your downlines in the Marketing Resources, included in this e-book. They will also help you promote your business more efficiently and will put your promotion efforts on autopilot through the power of viral marketing.

3) Create Multiple Streams of **\$\$\$** Income **\$\$\$** from the Resources within this e-book. By building your downlines in these Resources, you will create a never ending supply of Monthly Residual Income when your downline members upgrade or purchase additional services from these resources.

Brand "[All The Links](#)" Inside This e-Book, With [Your Name](#),  
[Your Website](#), And [Your Affiliate Links](#) - Now For FREE!

⇒ [CLICK HERE](#)

To Get Your Customized - Branded Copy Today, For Free!

**Includes:** Banner Images, Ads and Splash/Web Page  
that you can use to Promote your Free e-Book.

Your **Free** Gifts, Are Located Below!

---

MySurfBiz Is *Revolutionizing The Way* To Make  
\$\$\$ *Money* \$\$\$ Using Traffic Exchanges!

Get Your Own *SurfBiz*, Now, And Discover How To...

*Turn Your Credits* Into \$\$\$ *Cash* \$\$\$  
*Build Your Downlines* And *Create Your Own Contact List*  
Just By *Surfing* Your *Favorite Traffic Exchanges!*



↔ [Click Here, Now!](#) ↔

Here's Some Free Gifts For You!



[Click Here](#)  
To Access This Free Gift!



[Click Here](#)  
To Access This Free Gift!



[Click Here](#)  
To Access This Free Gift!